

Asset Purchase Facility

Quarterly Report 2016 Q2



BANK OF ENGLAND



Asset Purchase Facility

The Bank of England Asset Purchase Facility Fund was established as a subsidiary of the Bank of England on 30 January 2009, in order to fulfil the remit of the Chancellor of the Exchequer given to the Bank on 19 January 2009⁽¹⁾ and detailed in an exchange of letters with the then Governor on 29 January 2009.⁽²⁾ This remit was subsequently expanded to enable the Fund to be used as a monetary policy tool, at the request of the Monetary Policy Committee (MPC), as detailed in the exchange of letters on 17 February and 3 March 2009.⁽³⁾

The then Governor noted in his letter of 29 January 2009, 'it is important that the Asset Purchase Facility (APF) is operated in an open and transparent manner. The Bank will publish a quarterly report on the transactions as part of the facility, shortly after the end of each quarter'. This report covers the three months to 30 June 2016. More information on the Committee's monetary policy decisions can be found in the *Inflation Report*.⁽⁴⁾

The Bank's Executive Directors for Markets and for Monetary Analysis and Research & Statistics are Directors of the Fund. The Directors make recommendations on the assets to be purchased to the Governor, who decides after consulting with Deputy Governors. The Fund and the Bank are indemnified by the Treasury from any losses arising out of or in connection with the Facility.⁽⁵⁾

HM Treasury announced arrangements to transfer gilt coupon payments received by the APF, net of interest costs and other expenses, to the Exchequer on 9 November 2012. These arrangements are detailed in an exchange of letters between the Chancellor of the Exchequer and the then Governor.⁽⁶⁾

In line with the MPC's decision on 5 July 2012 in relation to the asset purchase programme, the APF was authorised to purchase £375 billion of high-quality assets financed by the creation of central bank reserves.⁽⁷⁾ These purchases were completed on 31 October 2012. At each of the three policy meetings in 2016 Q2, the MPC voted to maintain the stock of asset purchases at £375 billion. All purchases of gilts have been financed by central bank reserves. The aim of these actions has been to boost the supply of money and credit in order to raise the rate of growth of nominal spending to a level consistent with meeting the inflation target in the medium term.

As set out in the May 2014 *Inflation Report*, the MPC's preference is to use Bank Rate as the active marginal instrument for monetary policy, given its greater flexibility as a policy tool.⁽⁸⁾ Given that preference, and in order to have the scope to adjust policy sufficiently in either direction should that be required, the MPC stated in the November 2015 *Inflation Report* that it expects to maintain the stock of purchased assets at £375 billion until Bank Rate has reached a level from which it can be cut materially.⁽⁹⁾ The MPC views sales and reinvestment decisions as equivalent from a monetary policy perspective. The Committee therefore expects to continue to reinvest maturing assets until Bank Rate has reached such a level. The MPC stands ready to undertake further asset purchases if it judges that additional monetary stimulus is warranted.

The APF also has facilities for the purchase of private sector assets⁽¹⁰⁾ through the Corporate Bond Secondary Market Scheme⁽¹¹⁾ and Secured Commercial Paper Facility,⁽¹²⁾ with any purchases financed by the issue of Treasury Bills and the Debt Management Office's (DMO) cash management operations. The Commercial Paper Facility⁽¹³⁾ closed on 15 November 2011, reflecting improvements in the market since commercial paper was first purchased on 13 February 2009. The Corporate Bond Secondary Market Scheme remains in place but operations are only held if warranted by market demand. There has been no indication of such demand since the Scheme was moved to this basis. The most recent operation was held on 27 June 2013. The Bank will keep the Scheme under review.⁽¹⁴⁾

(1) The Chancellor's statement is available at http://webarchive.nationalarchives.gov.uk/20130129110402/http://www.hm-treasury.gov.uk/press_05_09.htm.

(2) The exchange of letters is available at http://webarchive.nationalarchives.gov.uk/+http://www.hm-treasury.gov.uk/d/ck_letter_boe290109.pdf and www.bankofengland.co.uk/markets/apfgovletter090129.pdf.

(3) The exchange of letters is available at www.bankofengland.co.uk/monetarypolicy/pdf/govletter090305.pdf and http://webarchive.nationalarchives.gov.uk/20091204142322/http://www.hm-treasury.gov.uk/d/chxletter_boe050309.pdf.

(4) The May *Inflation Report* is available at www.bankofengland.co.uk/publications/Documents/inflationreport/2016/may.pdf.

(5) For more details see www.bankofengland.co.uk/publications/Documents/other/markets/apf/boeapannualreport1606.pdf.

(6) The exchange of letters can be found at https://www.gov.uk/government/uploads/system/uploads/attachment_data/file/194038/chx_letter_091112.pdf and www.bankofengland.co.uk/monetarypolicy/Documents/pdf/govletter121109.pdf.

(7) For more history of MPC asset purchase decisions, see www.bankofengland.co.uk/monetarypolicy/Documents/mpcvoting.xlsx.

(8) For more details see www.bankofengland.co.uk/publications/Documents/inflationreport/2014/ir14may.pdf.

(9) For more details see www.bankofengland.co.uk/publications/Documents/inflationreport/2015/nov.pdf.

(10) The rationale for corporate asset purchases is set out in a speech by Paul Fisher available at www.bankofengland.co.uk/archive/Documents/historicpubs/speeches/2010/speech423.pdf.

(11) For more details see www.bankofengland.co.uk/markets/apf/corporatebond/index.htm.

(12) For more details see www.bankofengland.co.uk/markets/apf/securedcpf/index.htm.

(13) For more details see www.bankofengland.co.uk/markets/apf/cp/index.htm.

(14) More information can be found in the Market Notice at www.bankofengland.co.uk/markets/Documents/marketnotice130627.pdf.

Quarterly Report 2016 Q2

Operations

Table A summarises the amount of assets that the Fund has purchased and sold in each week (ending on Thursdays) of 2016 Q2 in each facility. It also summarises the total amounts outstanding as at week ending 30 June 2016 (the last Thursday of the quarter). No redemptions of gilts owned by the APF occurred during the quarter. As such, no reinvestment operations took place.

Table A APF transactions by type (£ millions)

Week ending ^(a)	Secured commercial paper	Gilts	Corporate bond		Total ^(b)
			Purchases	Sales	
2016 Q1 ^{(c)(d)}	0	374,907	0	0	374,907
07 April 2016	0	0	0	0	0
14 April 2016	0	0	0	0	0
21 April 2016	0	0	0	0	0
28 April 2016	0	0	0	0	0
05 May 2016	0	0	0	0	0
12 May 2016	0	0	0	0	0
19 May 2016	0	0	0	0	0
26 May 2016	0	0	0	0	0
02 June 2016	0	0	0	0	0
09 June 2016	0	0	0	0	0
16 June 2016	0	0	0	0	0
23 June 2016	0	0	0	0	0
30 June 2016	0	0	0	0	0
Total Redemptions 2016 Q1 ^(e)	0	0	0	0	0
Total asset purchases net of sales and redemptions ^(d)	0	374,907	0	0	374,907

Source: Bank of England.

(a) Week-ending amounts are for purchases in terms of the proceeds paid to counterparties, and for sales in terms of the value at which the Bank initially purchased the securities. All amounts are on a trade-day basis, rounded to the nearest million. Data are aggregated for purchases from the Friday to the following Thursday.

(b) Weekly values may not sum to totals due to rounding.

(c) 2016 Q1 measured as amount outstanding as at 31 March 2016.

(d) In terms of proceeds paid to counterparties less redemptions at initial purchase price on a settled basis.

(e) 2016 Q2 measured as redemptions from Friday 1 April 2016 to Thursday 30 June 2016, inclusive.

Chart 1 shows the cumulative net asset purchases by type between the establishment of the Fund and 30 June 2016. As of 30 June 2016 cumulative assets purchased net of sales and redemptions totalled £374.9 billion.

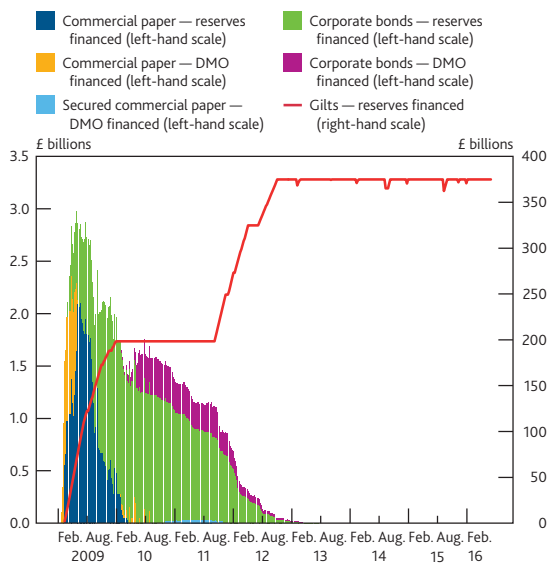
Conditions in UK government and corporate debt markets

UK government bond markets

During 2016 Q2, nominal gilt yields fell across the curve, by an average of around 48 basis points (Chart 2).

A significant amount of the gilts purchased via the Facility continue to be made available for on-lending to the market through the gilt lending arrangement with the DMO.⁽¹⁾

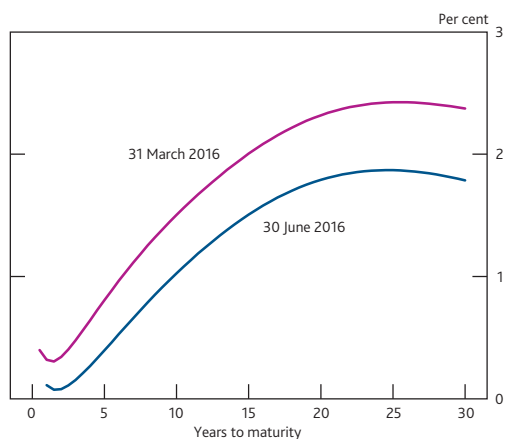
Chart 1 Cumulative net asset purchases by type: amounts outstanding^(a)



Source: Bank of England.

(a) Data based on settled transactions.

Chart 2 UK nominal spot rates



Sources: Bloomberg and Bank calculations.

The average daily aggregate value of gilts lent by the APF to the DMO during the three months to 30 June 2016 was £0.1 billion.

UK corporate debt markets

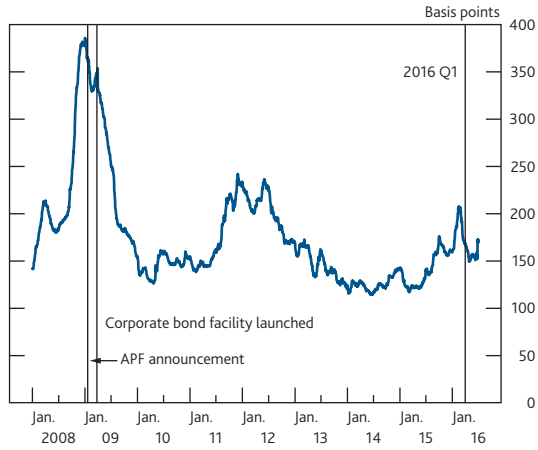
Sterling investment-grade non-financial corporate bond spreads increased slightly in 2016 Q2 (Chart 3).

Gross issuance of corporate bonds by UK private non-financial corporations (PNFCs) in 2016 Q2 was lower than in 2015 Q2 but higher than the 2003–08 Q2 average (Chart 4).

(1) For more details see www.dmo.gov.uk/docs/gilts/press/sa060809b.pdf.

More information on market conditions during the period can be found in the 'Markets and operations' section of the *Quarterly Bulletin*⁽¹⁾ and in the minutes of the MPC meetings.⁽²⁾

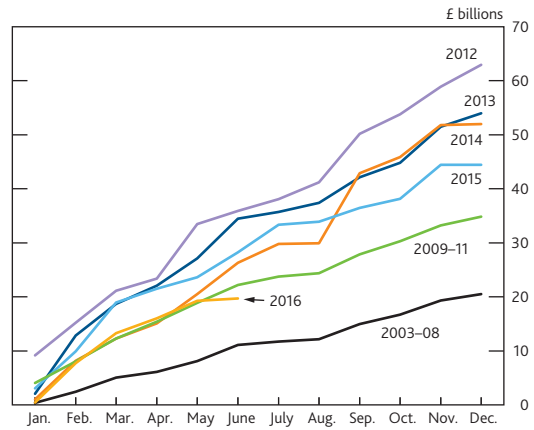
Chart 3 Sterling investment-grade non-financial corporate bond spreads^(a)



Sources: BofA Merrill Lynch Global Research, used with permission, and Bank calculations.

(a) Spread over government rates, adjusted for the embedded option values of certain bonds (option-adjusted spread).

Chart 4 Cumulative gross issuance of bonds by UK PNFCs^(a)



Sources: Dealogic and Bank calculations.

(a) Issuance by UK private PNFCs or their financing vehicles. Includes investment-grade and non-investment grade bonds. Data are subject to periodic revisions. 2003-08 and 2009-11 are averages over the respective periods.

(1) See www.bankofengland.co.uk/publications/Documents/quarterlybulletin/2016/q2/q2.pdf.

(2) See www.bankofengland.co.uk/publications/minutes/pages/mpc/default.aspx.