



# Statistical release

Published on 29 July 2015 at 09:30am

## Effective interest rates: June 2015

The effective rate paid on **households' outstanding time deposits** decreased by 12bps to 1.58% in June and the rate for **households' new time deposits** decreased by 18bps to 1.44%.

The effective rate on the stock of **outstanding secured loans (mortgages)** decreased by 2bps to 3.09% in June and the **new secured loan** rate fell to 2.56%, a decrease of 3bps on the month. The rate on **outstanding unsecured personal loans** decreased by 1bp to 7.02% in June and the **new unsecured personal loan** rate decreased by 6bps to 7.15%. The **credit card rate (all balances)** increased to 10.58%, a 10bps increase on the month. (See Table A for households' effective rates).

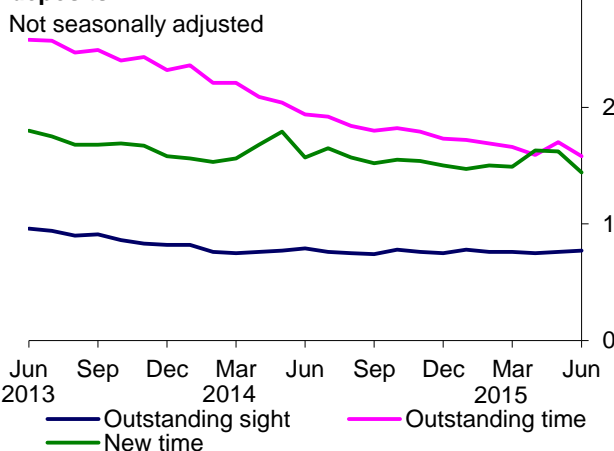
The effective rate paid on **private non-financial corporations' (PNFCs) outstanding time deposits** increased by 1bp to 0.66% in June, and the rate on **PNFCs' new time deposits** decreased by 4bps to 0.39%. The rate on **PNFCs' outstanding loans** increased by 1bp to 3.15% in June and the rate on **new lending** increased by 14bps to 2.64%. (See Table B for PNFCs' effective rates).

**Table A: Effective interest rates paid/received on household balances by UK MFIs (excluding central bank)**

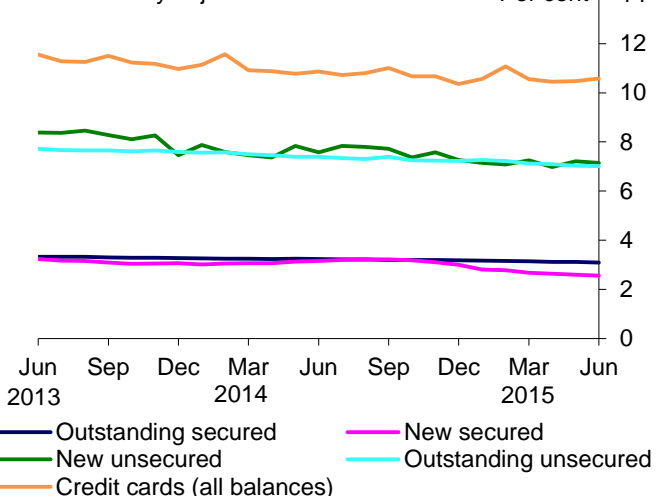
Per cent  
 Not seasonally adjusted

		Outstanding					New business		
		Sight deposits	Time deposits	Credit (all bals)	Unsecured loans	Secured loans	Time deposits	Unsecured loans	Secured loans
		HSCV	HSCW	HSDP	HSDI	HSDE	BJ74	BJ93	BJ95
2015	Mar	0.76	1.66	10.55	7.12	3.14	1.49	7.25	2.68
	Apr	0.75	1.59	10.45	7.09	3.12	1.63	6.98	2.64
	May	0.76	1.70	10.48	7.03	3.11	1.62	7.21	2.59
	Jun	0.77	1.58	10.58	7.02	3.09	1.44	7.15	2.56

**Chart 1: Effective interest rates on household deposits**



**Chart 2: Effective interest rates on household loans**



**Table B: Effective interest rates paid/received on PNFC balances by UK MFIs (excluding central bank)**

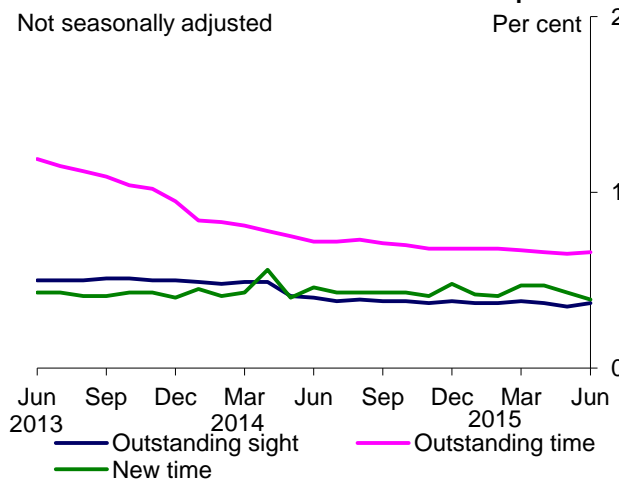
Per cent

Not seasonally adjusted

		Outstanding			New business	
		Sight	Time	Loans	Time	
		deposits	deposits		deposits	Loans
		HSCT	HSCU	HSDC	BJ72	BJ82
2015	Mar	0.38	0.67	3.15	0.47	2.43
	Apr	0.37	0.66	3.13	0.47	2.63
	May	0.35	0.65	3.14	0.43	2.50
	Jun	0.37	0.66	3.15	0.39	2.64

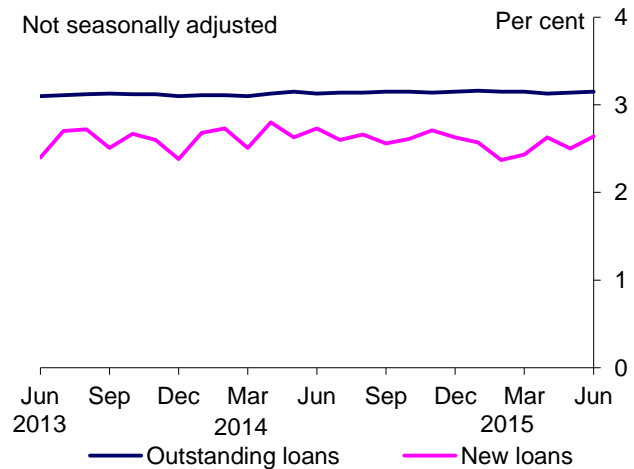
**Chart 3: Effective interest rates on PNFC deposits**

Not seasonally adjusted



**Chart 4: Effective interest rates on PNFC loans**

Not seasonally adjusted



### Technical notes

- 1 Full data on effective rates are available in Table G1.4 of Bank of England monetary and financial statistics ([www.bankofengland.co.uk/statistics/Pages/bankstats/current/default.aspx](http://www.bankofengland.co.uk/statistics/Pages/bankstats/current/default.aspx)); these data are sourced from the Bank's effective interest rates return, currently completed by 22 MFIs.
- 2 The statistical interactive database ([www.bankofengland.co.uk/boeapps/iadb/newwintermed.asp](http://www.bankofengland.co.uk/boeapps/iadb/newwintermed.asp)) provides long runs of statistical data with comprehensive search options and the ability to download in a variety of formats. The series codes are listed in the tables in this release.
- 3 For further information on the compilation of the Bank's effective interest rates series please refer to the explanatory notes ([www.bankofengland.co.uk/statistics/Pages/iadb/notesiadb/effective\\_int.aspx](http://www.bankofengland.co.uk/statistics/Pages/iadb/notesiadb/effective_int.aspx))