



Statistical release

Published on 30 August 2016 at 9.30am

Effective interest rates: July 2016

The effective rate paid on **households' outstanding time deposits** decreased by 2bps to 1.30% in July and the rate for **households' new time deposits** increased by 2bps to 1.22%.

The effective rate on the **stock of outstanding secured loans (mortgages)** decreased by 1bp to 2.88% in July and the **new secured loans** rate fell to 2.31%, a decrease of 10bps on the month. The rate on **outstanding other loans** decreased by 2bps to 6.86% in July and the **new other loans** rate decreased by 21bps to 6.88% (see Table A for households' effective rates).

Table A: Effective interest rates paid/received on household balances by UK MFIs (excluding central bank)

Per cent

Not seasonally adjusted

		Outstanding				New business		
		Sight deposits	Time deposits	Other loans	Secured loans	Time deposits	Other loans	Secured loans
		HSCV	HSCW	HSDI	HSDE	BJ74	BJ93	BJ95
2016	Apr	0.70	1.38	6.92	2.92	1.31	6.84	2.41
	May	0.67	1.36	6.88	2.90	1.27	7.03	2.41
	Jun	0.68	1.32	6.88	2.89	1.20	7.09	2.41
	Jul	0.68	1.30	6.86	2.88	1.22	6.88	2.31

Chart 1: Effective interest rates on household deposits

Not seasonally adjusted

Per cent

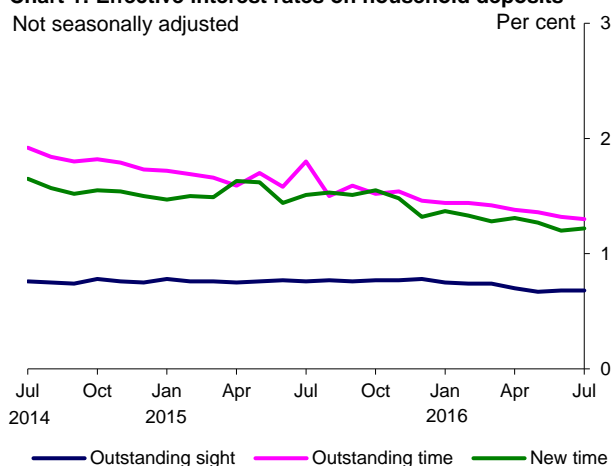
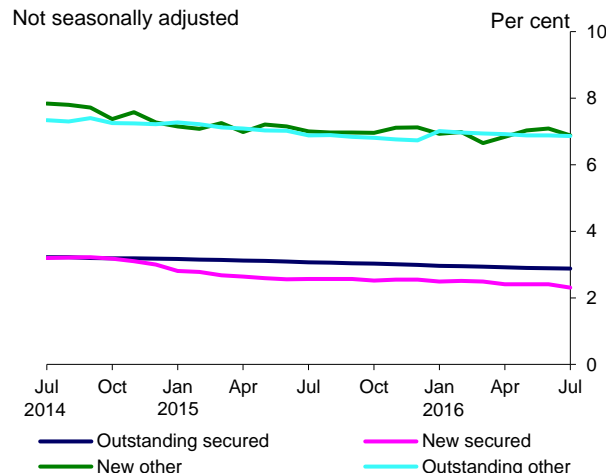


Chart 2: Effective interest rates on household loans

Not seasonally adjusted

Per cent



The effective rate paid on **private non-financial corporations' (PNFCs) outstanding time deposits** was unchanged at 0.67% in July, and the rate on **PNFCs' new time deposits** decreased by 1bp to 0.53%. The rate on **PNFCs' outstanding loans** decreased by 1bp to 3.13% in July and the rate on **new lending** decreased by 24bps to 2.59% (see Table B for PNFCs' effective rates).

Table B: Effective interest rates paid/received on PNFC balances by UK MFIs (excluding central bank)

Per cent

Not seasonally adjusted

		Outstanding			New business	
		Sight deposits	Time deposits	Loans	Time deposits	Loans
		HSCT	HSCU	HSDC	BJ72	BJ82
2016	Apr	0.33	0.69	3.13	0.57	2.79
	May	0.35	0.67	3.13	0.59	2.65
	Jun	0.35	0.67	3.14	0.54	2.83
	Jul	0.34	0.67	3.13	0.53	2.59

Chart 3: Effective interest rates on PNFC deposits

Not seasonally adjusted

Per cent

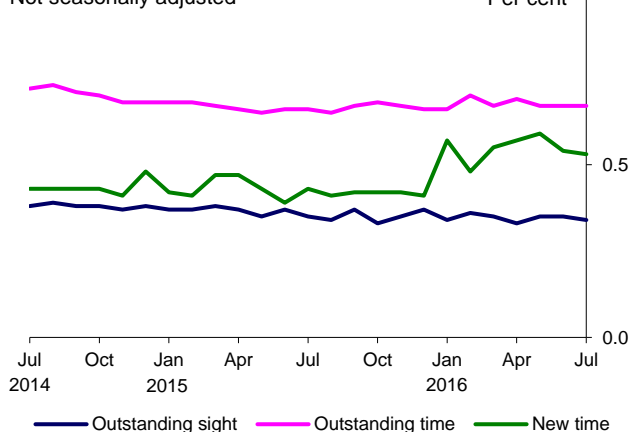
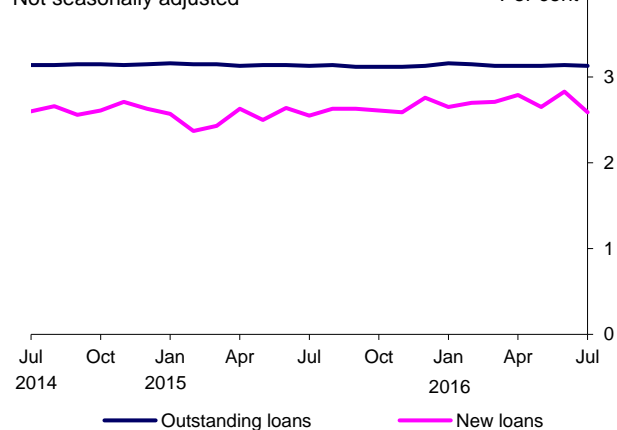


Chart 4: Effective interest rates on PNFC loans

Not seasonally adjusted

Per cent



Technical notes

- 1 Full data on effective rates are available in Table G1.4 of Bank of England monetary and financial statistics (www.bankofengland.co.uk/statistics/Pages/bankstats/current/default.aspx); these data are sourced from the Bank's effective interest rates return, currently completed by 19 MFIs.
- 2 The statistical interactive database (www.bankofengland.co.uk/boeapps/iadb/newwintermed.asp) provides long runs of statistical data with comprehensive search options and the ability to download in a variety of formats. The series codes are listed in the tables in this release.
- 3 For further information on the compilation of the Bank's effective interest rates series please refer to the explanatory notes (www.bankofengland.co.uk/statistics/Pages/iadb/notesiadb/effective_int.aspx)